

BRING
END TO END
SOLUTIONS TO LIFE

ALTEZA
ALUMINUM WINDOW & DOOR SYSTEMS



Designed **TO INSPIRE**

Passion. Precision. Performance.

Altezo Premium Aluminium Window & Door Solutions offer customers a wide range of options in contemporary, high-tech styles. Our designs are known for their outstanding performance, security, ventilation, and energy-saving features, delivering great value for money. Altezo aims to maximize the full benefits of the chosen aluminium profiles and achieve the status of a brand leader.



Customisation

Alteza directly works with individual architects and designers, meeting diverse needs and manufacturing window and door systems that fulfill specific requirements. To deliver outstanding quality and performance, Alteza initiates these one-on-one interactions right from the design phase itself. The advantages of this approach are many. There is no deviation from specifications, customers enjoy enduring comfort, security and long-lasting satisfaction and are doubly re-assured that every window and door system is individually manufactured to meet expectations. These interactions are backed by an unrivalled approach to installation and customer service, completing the circle of the Alteza promise of an end-to-end solution. At Alteza, your creative expression is set free and can be more attuned to the design needs than ever before. Each solution can be customised and made to meet your expectations, even exceed them.



Less Frame, More View

Alteza makes one of the sleekest Aluminium windows & doors using slim profiles. These windows can be made very large and very wide, and yet stay thermally efficient. Uninterrupted views of surrounding landscapes, providing excellent air circulating capabilities and allowing natural sunlight to flood into the interiors are some of the hard to match benefits. Alteza windows come with excellent security features designed to discourage break-ins.





Customised Threshold

Alteza aluminium windows and doors not only offer large glass panels, ensure smooth sliding, and provide slimmer sightlines, they also come with the very desirable window and door benefit of being able to move smoothly on tracks that are embedded into the floor flush. You have a threshold that is level with the floor. The low threshold also creates a fluid link between your indoors and outdoors. Everyone finds it easy to move around the house. Right from toddlers, the elderly in wheelchairs, babies in prams, kids on bikes, level thresholds make spaces not only look good but also provide smooth and easier access. Working closely with your architect and builder, Alteza ensures the opening is correctly built, tightly fitted and the correct drainage systems are put in place to prevent ingress of water during rains and thunderstorms.



Aluminium Window Types



Aluminium Fixed Windows

Alteza aluminium fixed windows maximize natural light throughout the interior spaces. Combined with correct glass configuration, these windows perform high on noise reduction and energy efficiency. Customized through more glass and less frame, these windows offer beautiful sightlines with less hindrance.

Alteza aluminium fixed windows use virgin grade aluminium, ensuring that your windows are high on performance and built to last.

Features & Benefits


Alteza system used - ACA 47

- Noise reduction
- Almost completely maintenance free
- Highly robust and durable
- Built to withstand heavy wind load pressure
- Customization in terms of size, glazing and colour

Application:

Residential and Commercial

Window Style:



Aluminium Tilt and Turn Windows

Alteza tilt & turn window designs offer maximum security, energy efficiency and durability without compromising on style. Tilt & turn windows offer unique dual opening mode as they operate on an advanced mechanism which enables them to operate on two axis. These windows can be opened as a standard casement windows operating on hinges screwed on one side and, as tilted window which tilts slightly from upper side with base fixed, whenever air ventilation is needed without opening the entire window. This switch can be easily managed through moving the window handle in desired direction.

Features & Benefits

Alteza system used – ACA 47

- Allows maximum ventilation and easy cleaning
- Made using world-class technology
- Versatile and durable
- Resilient to warping, corrosion and flexing
- Branded glass & hardware
- Eco-friendly
- Up to 1600mm high
- Can be done in combination
- Customization in terms of size, colour, glazing and hardware

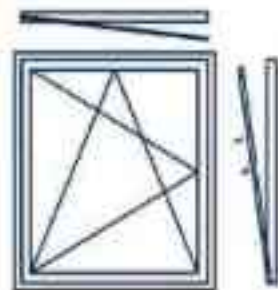
Application:

Residential and Commercial

Glass Configuration:

5mm Single glass to 32mm DGU glass

Window Style:





Aluminium Casement Windows

The simplest of all window designs, Alteza aluminium casement windows comprise a fixed, glazed frame and a second side hinged frame, or 'casement'. The open-out aluminium casement windows are available in a variety of formats - Side Hung with hinges on the side for easy opening. Top Hung, with hinges at the top, ideal for wet weather conditions as these casement windows keep the rain out. Whatever your project, the style of aluminium casement windows you choose will make a big impact on the overall appearance of the building. To meet your need for different shapes, sizes, and glazing options, Alteza offers exclusive customization service to fulfill these individual requirements.

Features & Benefits

Alteza system used - ACA 47

- Made using world class technology
- Multi-point locking for increased security
- Branded glass & hardware
- Robust & Durable
- Up to 1800mm high
- Customization in terms of size/ colour/ hardware
- Built to withstand wind load pressure of 3.5 kpa

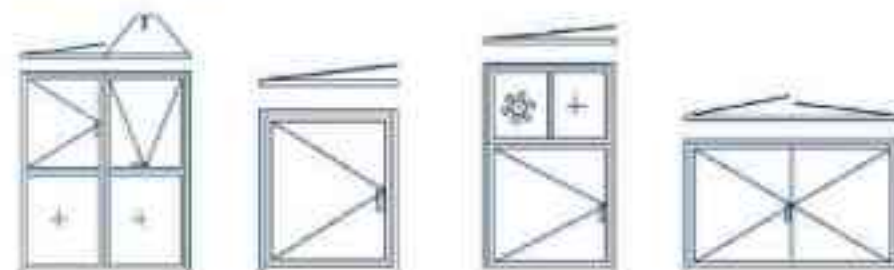
Application:

Residential and Commercial

Glass Configuration:

5mm Single glass to 32mm DGI glass

Window Style:



Aluminium Awning Windows

Alteza offers a comprehensive range of advanced aluminium awning windows to suit a wide variety of applications. All Alteza aluminium systems are tested to strict international standards. Alteza extruded aluminium awning window systems are designed for use in all kinds of residential and commercial structures. Alteza aluminium awning windows are manufactured to the bespoke sizes and colours required.

Features & Benefits

Alteza system used - ACA 47

- World-class technology
- Highly durable
- Multiple point locking options
- Eco friendly product
- Branded glass & hardware
- Customization in terms of size, glass and colour

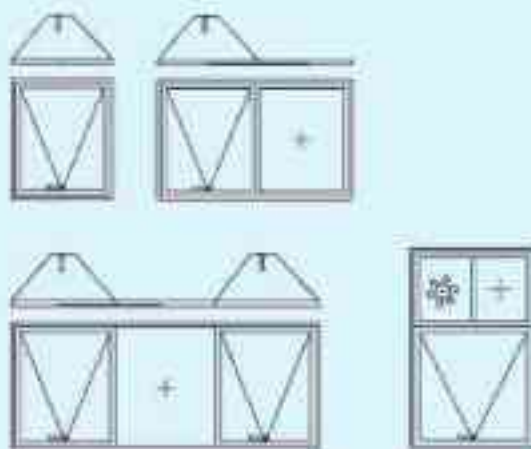
Application:

Residential and Commercial

Glass Configuration:

5mm Single glass to 32mm DGU glass

Window Style:





Aluminium Villa Windows

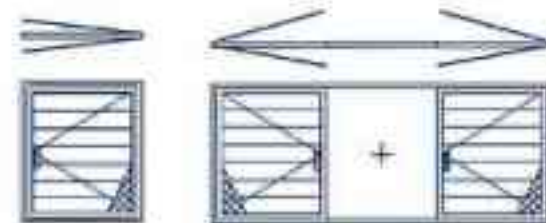
The perfect combination of style and functionality, the aluminium villa windows from Alteza are made using world-class technology and the highest quality of raw materials and workmanship. These sleek yet sturdy aluminium villa windows add a touch of elegance to your space while providing the benefits of reduced noise and better energy efficiency. These villa windows come with a mesh/bug screen, safety grill and glass so that you can enjoy a well ventilated room while keeping away mosquitoes and flies.

Features & Benefits

Alteza system used - ACA 47

- Window with Glass, Mesh & Grill prefixed
- Made using world-class technology
- Goes up to 1800mm high
- Sturdy & secure
- Easy to maintain
- Tested hardware
- Multi-point locking system for heightened security
- Customization in terms of size, glazing and colour

Window Style:



Application:
Residential and Commercial

Glass Configuration:
5mm Single glass to 32mm DGL glass



Aluminium Sliding windows

Alteza aluminium sliding window designs offer one of the most robust framed opening window system on the market.

Alteza aluminium sliding windows can be very large in size enabling uninterrupted views and suitable ventilation. All Alteza windows and doors are made of alloy 6063-T6, which is an architectural alloy and is known for its strength, good surface finish and high corrosion resistance.

Features & Benefits

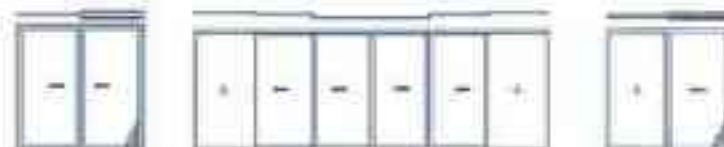
Alteza system used - ACA 27 / ACA 36

- Made using world-class technology
- Single and multipoint locking system
- Versatile and durable
- The horizontal sash movement ensures better ventilation
- Availability of multi-track system
- Branded glass & hardware
- Best utilization of space since the sashes open left to right or vice versa
- Up to ACA 27 upto 2150 mm
ACA 36 upto 3100 mm high
- Customization in terms of size, style, glazing, color and hardware

Glass Configuration:
ACA27 - 5 to 18mm,
ACA36 - 6 to 28mm

Application:
Residential and
Commercial

Window Style:



Sliding windows with integrated railing

Nothing is appreciated more by Architects and Designers than a very slim window that fits in with their design scheme. These windows are ideal solutions for high rise buildings with no balconies. To increase their safety, customizable portion from floor is also fixed. While a door slides on the tracks, only a window size opening is available to let the fresh air enter the space.

Features & Benefits Alteza system used - ACA 36/ACA 27


- Made using world-class technology .:
- Versatile and durable
- The horizontal sash movement ensures better ventilation
- Branded glass & hardware
- Best utilization of space since the sashes open left to right or vice versa
- Built to withstand wind load pressure of Up to 3.5 KPA
- Upto ACA36 - 3100 mm
ACA27 - 2150 mm high
- Customization in terms of size, style, glazing, color and hardware

Application:
Residential and Commercial

Glass Configuration:

ACA 36 - 6 mm to 28mm
ACA 27 - 5mm to 18mm

Window Style:



Aluminium Door Types



Aluminium slimline sliding doors

Ultra-slim sliding door is the latest and most advanced system in our product range, combining aesthetic beauty with everyday practicality. If you want large panels of glass with minimal sight lines of just 19 mm, high security and extreme weather rating, then this is it. Choose from a wide range of configurations, bespoke sizes and a vast palette of colours. Alutax Slimline ACA M19 sliding door system can be tailored to suit the most demanding project. The advanced aluminium shutter reduces the intermediate sight lines to just 19 mm – an amazingly slim sight line for sliding doors, which results in an incredible contemporary look. The sleek frame profile fits close to the glass, maintaining a truly slim sight line no matter the angle you view.

Features & Benefits

Alteza system used – ACA SL47

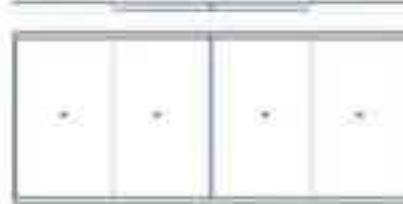
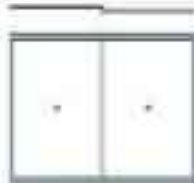
- Maximum shutter area – 6.75 sq.mtrs*
- Precise 19 mm sightlines throughout the opening
- Flush to floor/zero threshold – the bottom section of profile can go completely inside the floor to facilitate wheelchair movement
- Utilized door system – Structurally bonded glass into the sash frame
- Precise corner opening – 90 degree sliding door possible
- Dedicated water track for rain water drainage
- Ideal for pocket openings
- Multi-point locking system
- Branded hardware
- Customization in terms of colour, glass and glazing



Application:
Residential and Commercial

Glass Configuration:
24 to 38 mm OGU glass

Door Style:

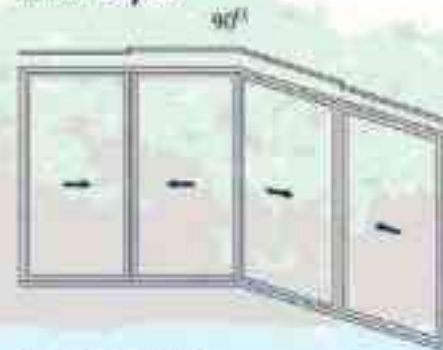


Corner opening

Open corner is an ultimate indoor/outdoor living space solution. Opening up the entire corner of the living space with the sliding door meeting at the corner. These specially designed corner window solutions do not compromise on the strength or the security they can provide. They add an incredible architectural feature to your building that is truly unique and offer residents a spectacular and panoramic view of the landscape surrounding the building.



Door Style:



Application:
Residential and Commercial

Glass Configuration:
24 to 38 mm DGU glass

Features & Benefits

Alteza system used - ACA SL47

- Maximum shutter area – 6.75 sq.mts*
- Precise 10 mm sightlines throughout the opening
- Utilised door system - Structurally bonded glass into the sash frame
- Precise corner opening – 90 degree sliding door possible
- Dedicated water track for rain water drainage
- Multi-point locking system
- Branded hardware
- Customization in terms of colour, glass and glazing

Aluminium Slide and Fold Doors

This is the next generation solution in aluminium slide and fold door systems. These high performance aluminium slide & fold door systems facilitate wider opening to the given space. Even with a dramatic reduction in framing size, Alteza maintains its high thermal performance and insulation. Every Alteza aluminium slide and fold door is known for performance and long life.

Features & Benefits

Alteza system used - ACA SF 70

- Made using world-class technology
- Versatile and durable
- All surfaces are very finely smoothed and intricately finished
- Highly robust, durable and weather-proof
- Resilient to warping, corrosion and flexing
- Noise reduction
- Up to 3500mm tall
- Smooth and easy to operate
- Branded Anti Pinch operation glass & hardware
- Customization in terms of size, hardware, glass & colour

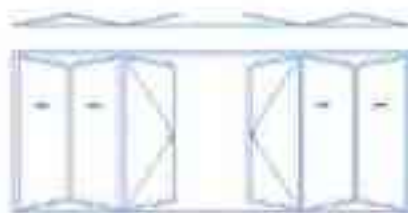
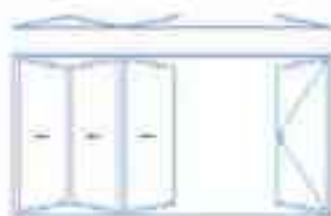
Application:

Residential and Commercial

Glass Configuration:

12mm Single glass to
34mm DOU glass

Door Style:



Aluminium Lift and Slide Doors

Alteza lift and slide aluminium doors combine exceptional design with optimal performance. Removing the burden of exertion when you want to open these doors to let the outside air. The sliding panel of the door operates on its own track, so no additional space is required outside or inside your home. Just turn the door handle 180° to raise the door on its tracks, reduce friction and it just glides open or close. the sliding is smooth and effortless. Customization is possible: glazing & glass options, robust hardware, choice of colours and sizes.

Features & Benefits

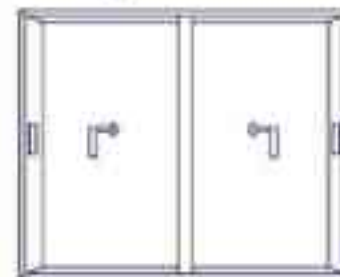
Alteza system used - ACA LS 50

- Versatile and durable
- Resilient to warping, corrosion and flexing
- Provides Noise insulation
- 100% recyclable
- Up to 3000mm tall
- Branded glass & European hardware
- Customization in terms of size, glass and color

Application:
Residential and Commercial

Glass Configuration:
24mm to 30mm DGU glass

Door Style:





Aluminium Sliding Doors

Alteza aluminium sliding door design offers flexibility, where one panel can move while the other stays static. You could also have both panels of the door slide independent of each other. These sliding doors offer wide, uninterrupted views and save space as they won't encroach on your balcony or interiors of a home. The sliding doors move on 2.5 or 3.5 tracks.

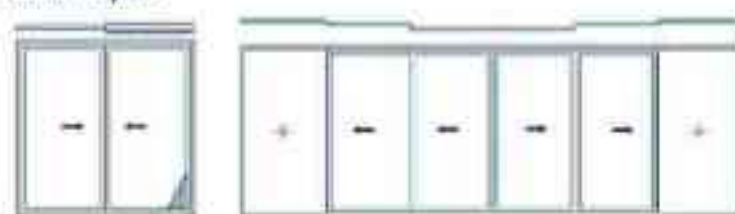
Glass Configuration:

8mm Single glass to 28mm DOU glass

Application:

Residential and Commercial

Door Style:



Features & Benefits

Alteza system used - ACA 36

- Versatile and durable
- Precision rollers ensure smooth movement
- Option to add mesh
- Highly robust and durable
- Built to withstand wind load pressure of up to 3.5 kpa
- Eco-friendly
- Up to 3100mm tall
- Almost completely maintenance free
- Branded glass & hardware
- Customization in terms of size, glass and colour



Aluminium Casement Doors

Alteza aluminium casement doors are ideal additions to commercial or larger residential projects due to their durability, high levels of performance and low maintenance. Our casement doors can either have fixed panels or can come attached to the frame with one or more hinges, typically allowing them to open to the side. Customization is possible: glazing & glass options, robust hardware, mesh, choice of colours and sizes.

Features & Benefits

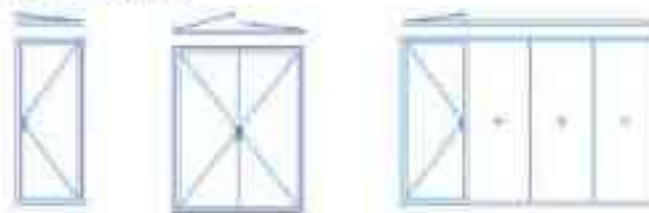
Alteza system used - ACA 47

- Comes with multi-locking system for enhanced security
- All surfaces are very finely smoothed and intricately finished
- Robust & Durable
- Resilient to warping, corrosion and flexing
- Up to 3000mm tall
- Branded glass & hardware
- Customization in terms of size/ colour/ hardware
- 4 threshold options available – 0 mm, 8 mm, 22mm, 47 mm & 57mm
- Can accommodate door closure systems
- Customized opening possible – inward or outward
- Both pivot & side hung mechanisms available

Glass Configuration:
5mm single glass
to 32mm DGU glass

Application:
Residential and Commercial

Door Style:



Aluminium Railings

Alteza breaks the mold by taking you away from heavy steel and introduces you to the modern, lightweight aluminium. Alteza products like aluminium glass railings add a whole new look that is modern, stylish, fresher and yet remains very cost-effective at the same time. The main advantage however is the fact that aluminium never rusts or corrodes and the installation requires the least maintenance. Ideal for balconies, Alteza aluminium railings can be tailored to suit your needs. The aluminium railings can be anodized or powder coated in the colour of your choice and the glass can be customized too.

Features & Benefits

- Extreme sturdiness due to the continuous profiles
- Easy and fast to install
- Construction of great lengths without any glass alignment issues
- Extensive variety in terms of placement, glass thickness
- Top quality in terms of design and production

Application:
Residential and Commercial

Glass Configuration:
Laminated Glass



World-Class Aluminium Window & Door System





ACA 47

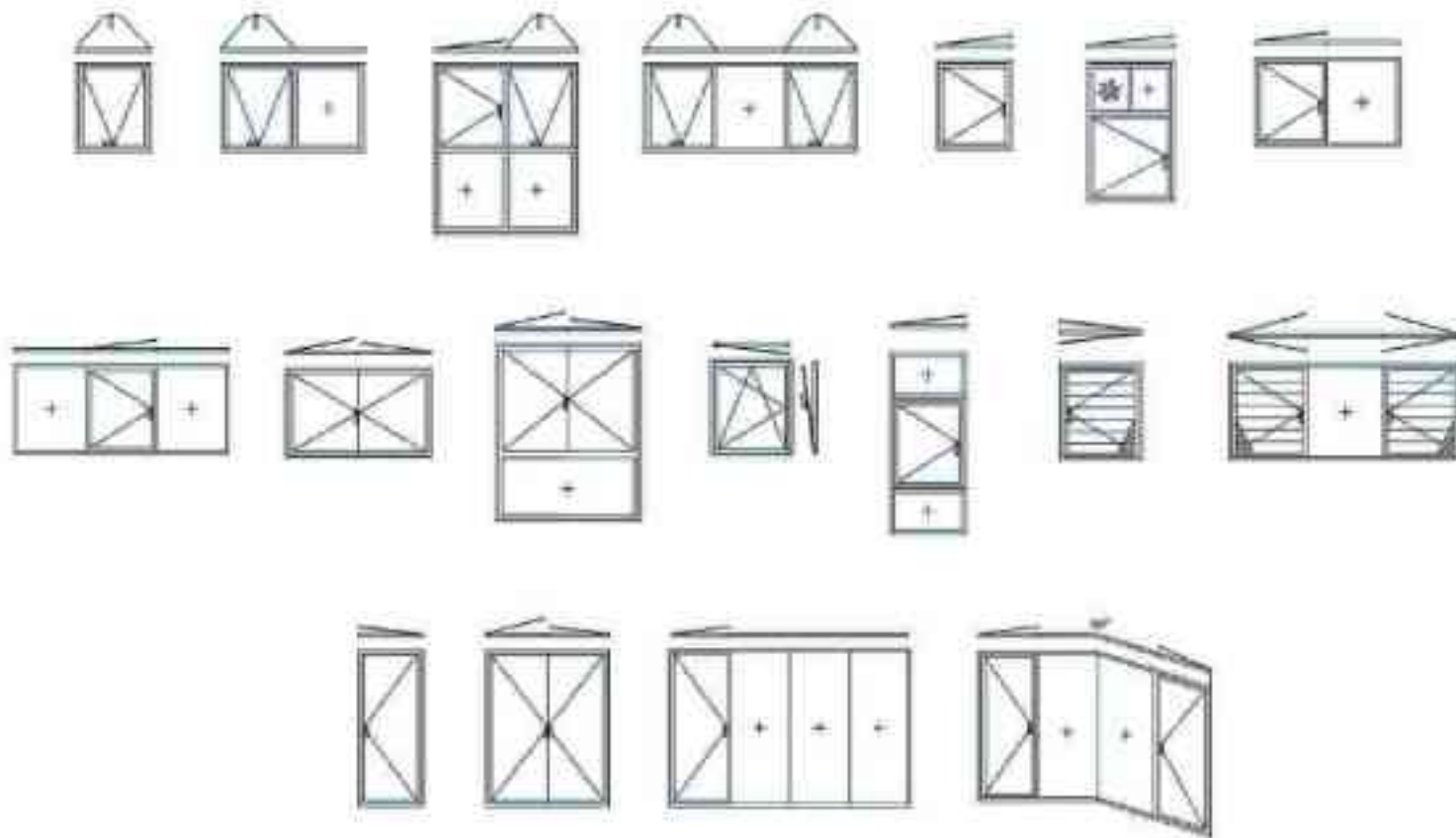
- ▶ Glazing min 5mm single glass to max 32mm DDU
- ▶ Single & multiple locking systems
- ▶ Best sound insulation due to center gasket & DDU glass, noise reduction up to 35db
- ▶ Branded Hardware with 5years warranty
- ▶ Possible Max Size 1000mm x 3000mm (Fixed & Door)
- ▶ Frame width & height 47mm for windows
- ▶ Center stile gasket for better air and water tightness

Technical Specifications

- Basic System depth (mm) - 47
- Maximum Infill glass thickness (mm) - 32
- Maximum visible side-window (mm) - 93/113
- Maximum visible side-door (mm) - 123
- Minimum sash depth (mm) - 47
- Maximum sash weight (kg) - 120
- System height (mm) - 47
- Maximum fixed & door area (Sq Mt.) - 3
- System height (mm) - 47
- Maximum window area (Sq Mt.) - 1.4



Typologies Casement





ACA 27

- ▶ Glazing min 5mm single glass to max 18mm DGU
- ▶ Single and multiple locking system
- ▶ Interlock of 40mm
- ▶ Branded Hardware with 5 years warranty
- ▶ Profile thickness 1.2mm to 2mm
- ▶ Design drainage slope for better water penetration
- ▶ System USP is its inbuilt rolling system
- ▶ Max Size 1500mm X 2150mm
- ▶ 2.5 / 3.5 track with SS or fiber mosquito mesh
- ▶ European standards with detachable rail

Technical Specifications

- Basic System Depth - 2.5 track (mm) - 81
- Maximum sash weight (kg) - 120
- Basic System Depth - 3.5 track (mm) - 115
- System height (mm) - 40
- Maximum infill glass thickness (mm) - 18
- Maximum shutter height (mm) - 2150
- Minimum visible side (mm) - 105
- Maximum shutter width (mm) - 1500
- Minimum visible interlock (mm) - 40
- Maximum shutter area (Sq Mt.) - 3.15
- Minimum sash depth (mm) - 27



ACA 36

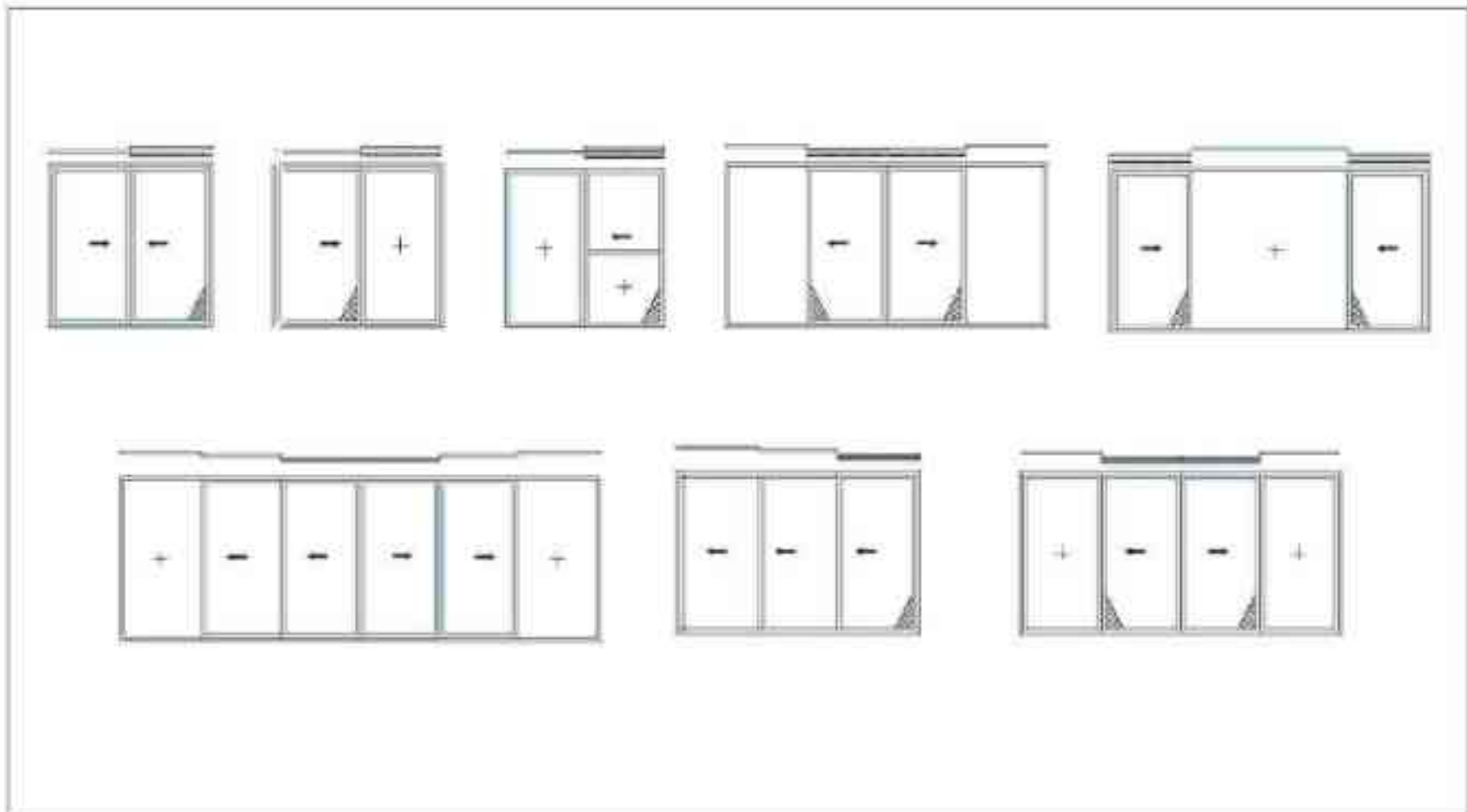
- ▶ Glazing min 6mm single glass to max 28mm DGU
- ▶ Single and multiple locking system
- ▶ Interlock of 40mm
- ▶ Branded Hardware with 5years warranty
- ▶ Design drainage slope for better water penetration
- ▶ System USP is its inbuilt railing system
- ▶ Reinforcement interlock for higher wind pressure
- ▶ Max Size 1500mm X 3100mm
- ▶ 2.5 / 3.5 track with SS or fiber mosquito mesh
- ▶ European standards with detachable rail

Technical Specifications

- Basic system depth (mm) 2.5 track/3.5 track - 100/141
- Maximum infill glass thickness (mm) - 28
- Maximum visible side (mm) - 108
- Maximum visible side (mm) - 132
- Minimum sash depth (mm) - 38
- Maximum sash weight (kg) - 120
- System height (mm) - 48
- Maximum shutter area (Sq Mt.) - 4.7



Typologies Sliding





ACA SLIM LINE - SL47

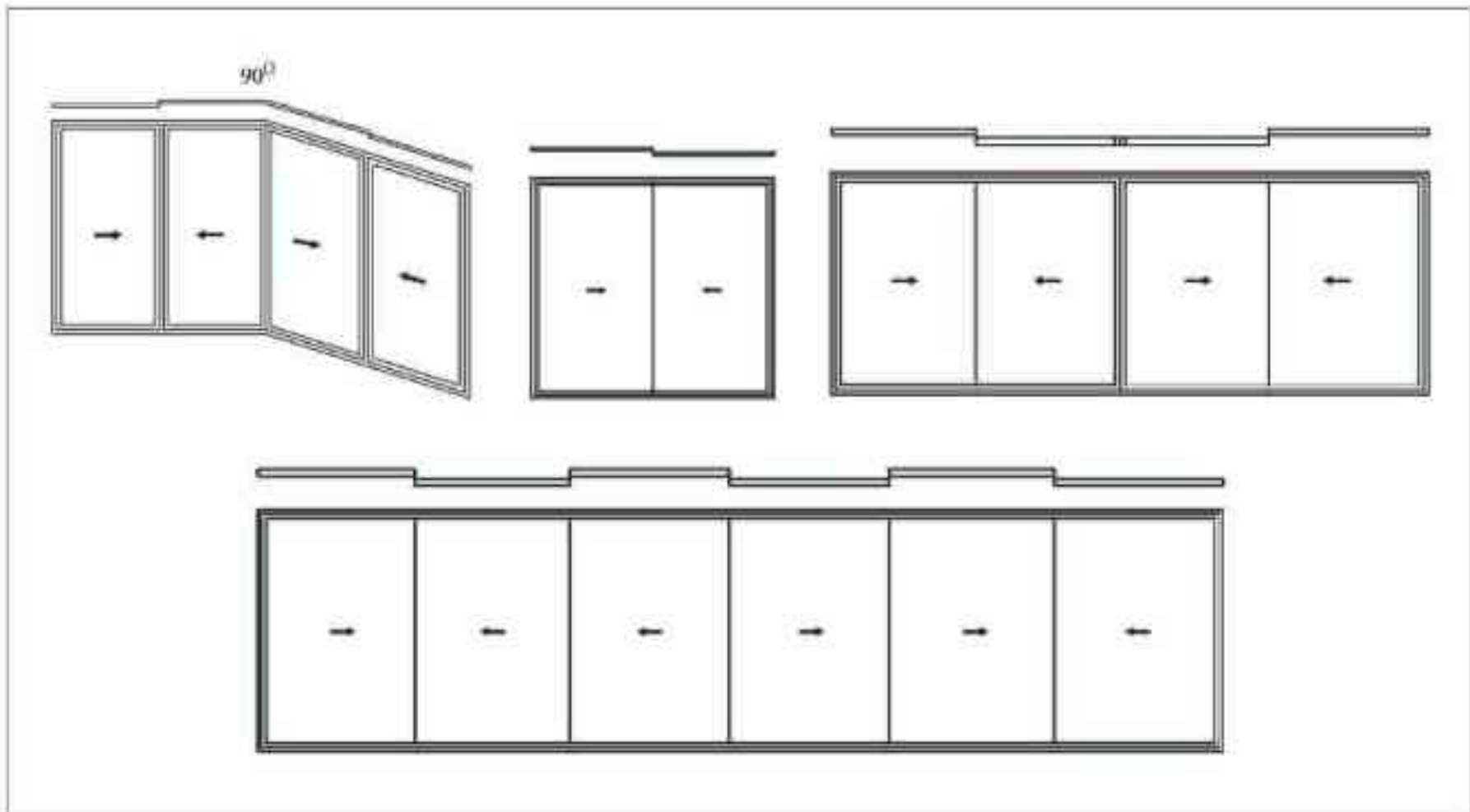
- ▶ Glazing min 24mm to 36mm DOU glass
- ▶ Multipoint locking system
- ▶ Slim interlock of 19mm
- ▶ Branded Hardware with 5 years warranty
- ▶ Profile thickness best in class 2mm to 3.5mm
- ▶ System can be concealed to floor, wheel chair accessible
- ▶ Maximum view with minimum aluminium visibility
- ▶ Max size of single shutter 1500mm X 4500mm
- ▶ Water penetration up to 600pa with extra gutter system

Technical Specifications

- Basic System Depth - 2 track (mm) - 125 / 135
- Minimum visible interlock (mm) - 19
- System height (mm) - 41
- Maximum shutter width (mm) - 1500
- Maximum infill glass thickness (mm) - 36
- Minimum sash depth (mm) - 47
- Maximum shutter height (mm) - 4500
- Maximum shutter area (Sq Mt.) - 6.8
- Minimum visible side (mm) - 83
- Maximum sash weight (kg) - 300



Slimline Series





ACA LIFT & SLIDE -LS 50



- ▶ Glazing min 24mm to 30mm DOU glass
- ▶ Minimum threshold of 22mm
- ▶ Multiple locking system
- ▶ Big & heavy shutters with easy movements
- ▶ Max Size of single shutter 1800mm X 3000mm
- ▶ Profile thickness best in class 2mm to 3.5mm
- ▶ European Hardware with 5years warranty

Technical Specifications

- Basic System Depth - 2 track (mm) - 136
- Maximum infill glass thickness (mm) - 30
- Minimum visible side (mm) - 117
- Minimum visible interlock (mm) - 70
- Minimum sash depth (mm) - 60
- Maximum sash weight (kg) - 200
- System height (mm) - 44
- Maximum shutter height (mm) - 3000
- Maximum shutter width (mm) - 1800
- Maximum shutter area (Sq Mt.) - 5.4



ACA GR 90



The image shows a detailed view of the ACA GR 90 railing system installed on a balcony. The railing consists of a dark metal handrail and a glass infill. The glass is held in place by a metal frame that is bolted to the balcony's concrete edge. The railing is shown from a perspective that highlights its depth and how it fits around the corner of the balcony. The background shows a scenic view of a city and a body of water under a clear sky.

System | ACA GR 90

- Max Dimensions | 90 x 105 mm
- Glass Infill | 6+6, 8+8, 10+10
- Max Height per Glass | W x H
 - (13.52mm Lami) 6+6 mm | 1200 mm x 700mm
 - (17.52mm Lami) 8+8 mm | 1200 mm x 1050mm
 - (21.5mm Lami) 10+10 mm | 1200mm x 1200 mm
- Horizontal Live load | 2.0kN/m
- Wind load | 2.5 kPa

System Features

- Construction of great lengths without any glass alignment issues
- Easy and fast to install
- Seamless railing
- With led provision

Access Systems	ACA 47	ACA 27	ACA 13 50	ACA 36	ACA 51 70	ACA 21, 47	ACA 0130
Door							
Control Door	☑						
Control Door	☑	☑	☑	☑	☑	☑	
Sliding Door			☑			☑	
Sliding Door		☑		☑			
Sliding Door		☑		☑			
Roller Door					☑		
Control Door (for engineering)						☑	
Window							
Fixed Window	☑						
Control Window	☑						
Sliding Window	☑						
Roller Window	☑						
Control Window	☑	☑	☑	☑	☑	☑	
Sliding Window		☑		☑			
Sliding Window		☑		☑			
Roller Window	☑						
Rolling Window With Glass and Poling		☑		☑			
Ventilators							
Control Ventilator	☑						
Roller Ventilator	☑						
Railing							
Control Railing							☑

	ACA 47 (Fix Window)	ACA 47 Casement Window	ACA 47 Casement Door	ACA 27	ACA 36	ACA 15 50	ACA SF 70	ACA DR 90	ACA SL 47
Basic System Depth	47	47 /100 /115	47 /100 /115				70	90	
Basic System Depth -25 Track (mm)				81	141	135			125 / 135
Basic System Depth -35 Track (mm)				115	142				
Maximum Infill Glass Thickness (mm)	32	32	32	38	28	30	34	21.52	36
Minimum Bottom Bracket Height (mm)								105	
Minimum Visible Side (mm)	47	93 /113	123	105	110	117	112		83
Minimum Visible Interlock / Mullion (mm)	65 /75	65 /75	65 /75	40	40	70	145		19
Hand Roll Width (mm)								50	
Minimum Sash Depth (mm)	47	47	47	27	35	50	70		47
Maximum Sash Weight (mm)	-	60	120	120	120	200	120		300
System Height (mm)	47	47	57	45	45	44	33		41
Maximum Shutter Height (mm)	3000	1800	3000	260	3100	3000	3500	1000	4500
Maximum Shutter width (mm)	1000	750	1000	1500	1500	1800	900		1500
Maximum Shutter Area (Sq. Mtr.)	3	18	3	3.2	4.7	5.4	2.4		8.75

How

Alteza Advantages

An eye for detail is important because some customers may be looking for a reliable all-rounder. Others may be looking for more flexibility or a specially configured solution. While some others may value innovative technology more. Then there are aesthetically minded customers looking for an exceptionally slender window that can satisfy their most exacting architectural design requirements.

Alteza delivers an end-to-end solution that will fit perfectly without missing out on any of your needs. Our objective is to ensure that customers realise the maximum value addition at every phase of the project. The Alteza premium aluminium window and door collection includes an impeccable range of Casement, Sliding, Lift & Slide, Tilt & Turn, Slimline, and Bi-folding

End-to-End Bespoke Solutions

Alteza offers end-to-end service, beginning with consultation, design, fabrication, installation and follow-up with post-sale service support. Engaging architects and building owners from the start, innovative and advanced technologies and skilled building specialists that ensure every efficiency, safety, compliance and boost value.

Wide Range of Solutions

Alteza not only offers an excellent a wide range of premium aluminium window and door systems but also makes our customisation flexibility. Alteza solutions range from simple applications for Casement & Sliding systems to customised and specialised engineered applications for the high complex Sliding and Lift & Slide systems solutions.

Tested & Proven Expertise

Alteza is a product of the combined expertise of Craft, a world leader with unmatched engineering, fabrication and design know-how, and Spectra, the pioneer of India, with an impeccable track record of delivering complete systems, quality, service and on budget.

On-Time Project Completion

Alteza can bring unparalleled capability to ensure on-time project completion by having a single point of contact, helping on-site installation, customer service support, start and delivery the complete product at your premises, conceptualise your specific needs in one shipment, ready for installation.

10-Year Warranty

Alteza is committed to offering products of the highest quality and fitted to the highest standards. All products come with a comprehensive warranty. The validity of this warranty is for 10 years covers: Glass panes and labour cost & years for complete products and full components of the window and doors.

Type of Glass

There are many types of glass you can opt for when choosing your customized aluminium windows and doors. Right from a clear glass to toughened glass, from glass that is 5mm thick and goes up to 22mm. The type you choose depends on your requirements and purpose. Rest assured any type of glass you select will be a well-known brand that delivers quality.

→ Toughened

Customized aluminium window designs might demand the use of extra strong glass. Also known as tempered glass, it is five times stronger than regular glass. This type of glass is designed to break into small blunt pieces under pressure, making it much safer than shards of normal glass. It also helps insulate interiors from heat, sound and shock waves. Ideally suited for balcony doors and windows, shower enclosures and for display windows.

→ DGU & Laminated DGU

Double Glazed Units (DGU) provide improved thermal insulation and soundproofing in windows by using two glass panes with a sealed space in between. Laminated DGUs, with an added layer of polyvinyl butyral (PVB), enhance safety and security by preventing shattered glass upon impact. This makes laminated DGUs ideal for applications where safety and heightened security are crucial, offering a combination of energy efficiency, sound reduction, and enhanced protection against breakage.

→ Laminated

Also customized aluminium systems offer laminated glass (IGU) for windows and doors. This type of glass is extra strong and provides greater security. It is created by fusing at least two panes around an inner layer of PVB (polyvinyl butyral). This thin plastic interlayer between two panes of glass increases insulating properties, improves resistance against damage, and if and when the glass breaks, the glass doesn't shatter. The thin plastic layer will hold all the dangerous shards together.

→ Performance glass

Acts like a protection against harmful UV rays entering into the interiors. You could consider opting for a tint for your customized aluminium windows for many reasons. As a design element, for aesthetics, and for reducing heat from sunlight. People usually use a tint to reduce the intensity of the glare of white light, as well as to increase the sense of privacy.

→ Frosted glass

allows the light to pour into the interiors, but cannot be clearly seen through. It is designed as privacy glass, typically used for bathroom customized aluminium windows, shower doors and anywhere else where privacy is desired. Patterns are available in numerous designs, including etched and coated, with different levels of privacy to suit your needs.



Built To Perform

Designed for high performance, Alteza premium aluminium windows and doors play a key role in the transformation of the customer's vision into reality, shaping the building's exterior and interior. As well as delivering exceptional comfort levels and energy savings over the entire product lifecycle.

► More Glass, Less Frame

Alteza high performance aluminium windows and doors offer slim sightlines, clean edges and large glass surface areas ensuring wider views with minimal obstructions. The seamlessly integrated glazing with automatic thresholds, create free-flowing spaces, blending the indoor with the outdoor in exquisite harmony.

► Energy Efficiency

All Alteza aluminium window and door profiles are designed specifically to prevent heat transfer through the frame. Low E glass reflects heat back into the atmosphere, minimizing interior heat gain and lowers the use of air-conditioners, helping reduce power bills by up to 30%. A gap within the double glazing, combined with a double-paned design and double draft-resistant seals, minimizes heat gains and keeps the interior cool and the noise out.

► Robust & Durable

Alteza aluminium windows and doors are highly resistant to all-weather conditions. They don't warp or rot and are termite-free. They are designed to bring low maintenance, durability, energy saving to life. The high strength to weight ratio makes them tough and withstand the roughest environmental conditions. They do not change their colour, shape, size, or lose their shine even after years of use.

► Wind Resistance

All Alteza structural glass assemblies are bespoke and designed with the correct glass thicknesses and strengthening inter layers. Alteza high performance aluminium windows and doors can easily withstand heavy wind loads, making them ideal for high-rise buildings and areas that are prone to high velocity winds.

► Water Tight

Alteza high-quality EPDM stop seals deliver what they promise, even after many years. The exceptionally weather-resistant material is highly resilient, and therefore guarantees long-term water tightness.

► Noise Reduction

Along with many advantages of aluminium windows, Alteza also delivers exceptional sound insulating capabilities of up to 30 decibels by simply causing the sound wave to lose power. This is achieved by using materials that absorb and reflect all noise - like glazing, using double sections, by building frames with thicker walls and by ensuring the frames are multi-chambered in order to combat noise.

► Fire-Retardant

Alteza aluminium windows and doors benefit from its non-inflammable quality. The windows and doors do not cause or enhance the development of fire and are self-extinguishing by nature.

► High Functional Reliability

All load-bearing hardware components such as hinges are bolted in at several points. This ensures superior and long-lasting functionality and high durability for your window and door, even when using the heavy triple-glazed system, and ensure smooth operation. The heavy-duty nylon/as rollers and the high quality hardware ensures the smooth movement and functioning of the window and door systems.

► The Best Finish

There is a huge variety and difference in the quality of the aluminium windows and doors that are available. Alteza uses only prime billets in the manufacture of its profiles, and not the recycled aluminium extracted from scrap metal. Then after each extrusion run, every die is polished to eliminate contamination on the surface. This is why all Alteza products have a smooth, consistent and a high quality finish.

► Full Range of Colours

Alteza high performance aluminium windows and doors offer high quality finishes including polyester powder coat paint finish in a wide range of colours and anodizing finish in both solid and metallic colours, providing outstanding resistance to environmental conditions.

► Customized Solutions

Alteza brings home all the aluminium window and door advantages one can expect. You can even customize them to any specification and configuration you want. Alteza provides a full end-to-end service from consultations and specifications through delivery and installation.

► Easy to Maintain

Alteza aluminium windows and doors have been designed for low maintenance, durability, energy saving and lifelong performance. Alteza aluminium doors and windows do not rust and maintaining them is quick, easy and inexpensive.

► Environmental Friendly

Aluminium is one of the most environmentally friendly metals on the planet, 100% of the metal can be recycled, and this saves 95% of the energy required to produce aluminium from raw materials. Aluminium can be recycled again and again, forever.

Alteza End to End Process

→ Design Consultation & Survey

Whether you order one aluminium window/door or thousands, we'll customize the perfect aluminium window and door solution for you. As a matter of fact, being one of the leading aluminium windows and doors manufacturer in the country, we start our one-on-one consultations process right at the beginning, when we are pitching for the project.

After the design and specification are approved, our team of survey executives, begin the physical assessment and take exact measurements of the vents for windows and doors.

→ Fabrication

Alteza uses only virgin aluminium and the highest quality, bonded original components, high quality glazing and reliable and proven hardware. Right from using world-class European technology to ensuring quality workmanship, Alteza ensures top-notch quality goes into the premium aluminium windows fabrication process at every step.

→ Delivery

After the fabrication process is completed, each product is individually wrapped and packed to eliminate the chances of damage during transit and delivers at site as per the agreed delivery schedule.

→ Installation

Alteza end-to-end process continues beyond just the fabrication and delivery. Our expert installation team takes care of even minute disorientations and ensures flawless installation of systems. Our installation team tests your newly installed windows and doors and checks all the joints, channels, hardware, glazing etc before handing it over to you.

→ Post-Sale Service

Once the handover is complete, Alteza customer support team is in a standby mode, ready to be activated to resolve any issue. This service is FREE for the first year. Alteza post-sale service support covers all functional issues to your Alteza premium aluminium window and door system –FREE of cost for the first 12 months of the installation.



Nothing Beats an Original

All Alteza customized aluminium windows and doors are fitted with only original hardware and this is never compromised. So no matter what type of Alteza customized aluminium systems you buy, you are rest assured of parts that go into it. Right from the handles to locks, from steel bars to shootbolts, from friction hinges to security enhancing restrictors, they are all manufactured by OEMs and meet strict Alteza standards that surpass international norms.



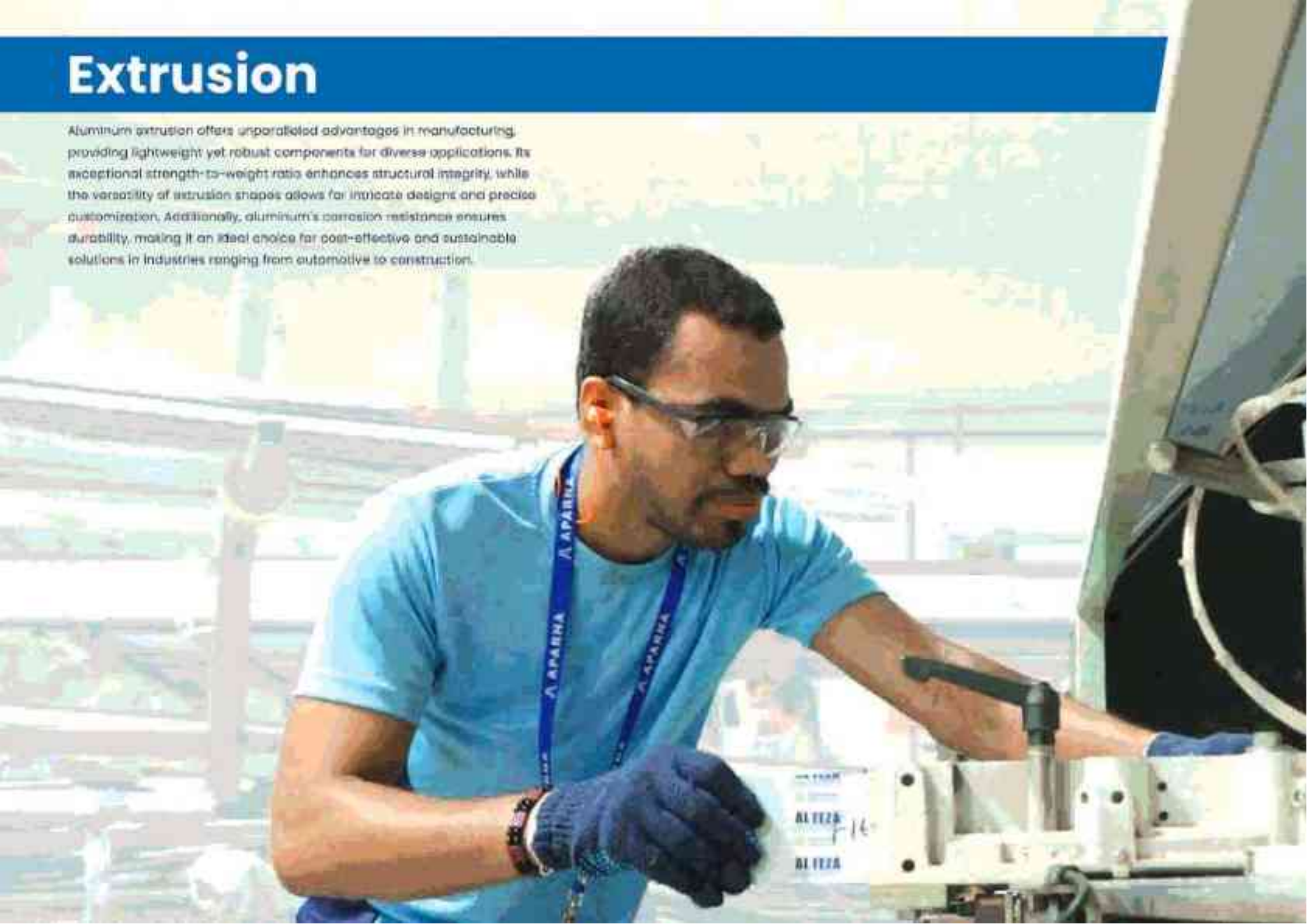
Available in Many Captivating Color Options

Respective of what colour means for you and which colour you like the most, with Alteza you can indulge and express your individual taste to its fullest. Alteza offers high quality finishes including powder coating, anodizing finish in both solid and metallic colours, providing outstanding resistance to environmental conditions. Respective of what colour means for you and which colour you like the most, with Alteza you can indulge and express your individual taste to its fullest. Alteza offers high quality finishes including powder coating, anodizing finish in both solid and metallic colours, providing outstanding resistance to environmental conditions.



Extrusion

Aluminum extrusion offers unparalleled advantages in manufacturing, providing lightweight yet robust components for diverse applications. Its exceptional strength-to-weight ratio enhances structural integrity, while the versatility of extrusion shapes allows for intricate designs and precise customization. Additionally, aluminum's corrosion resistance ensures durability, making it an ideal choice for cost-effective and sustainable solutions in industries ranging from automotive to construction.



Quality Check

Alteza ensures uncompromising quality through rigorous product checks, adhering to stringent industry standards. Employing advanced testing methodologies, their premium aluminum window and door systems undergo meticulous inspections for durability, precision, and performance, guaranteeing customers a seamless blend of aesthetic appeal and reliability in every installation. Alteza stands as a benchmark for excellence in Total Systems Solutions, delivering unparalleled quality in the realm of architectural aluminum solutions.

Packaging

Alteza ensures the secure delivery of their premium aluminum window and door systems through meticulous and safe packaging practices. Employing robust packaging materials and protective measures, Alteza guarantees that their products reach customers in pristine condition, ready for seamless installation. This commitment to safe packaging reflects Alteza's dedication to delivering excellence from production to the final installation process.

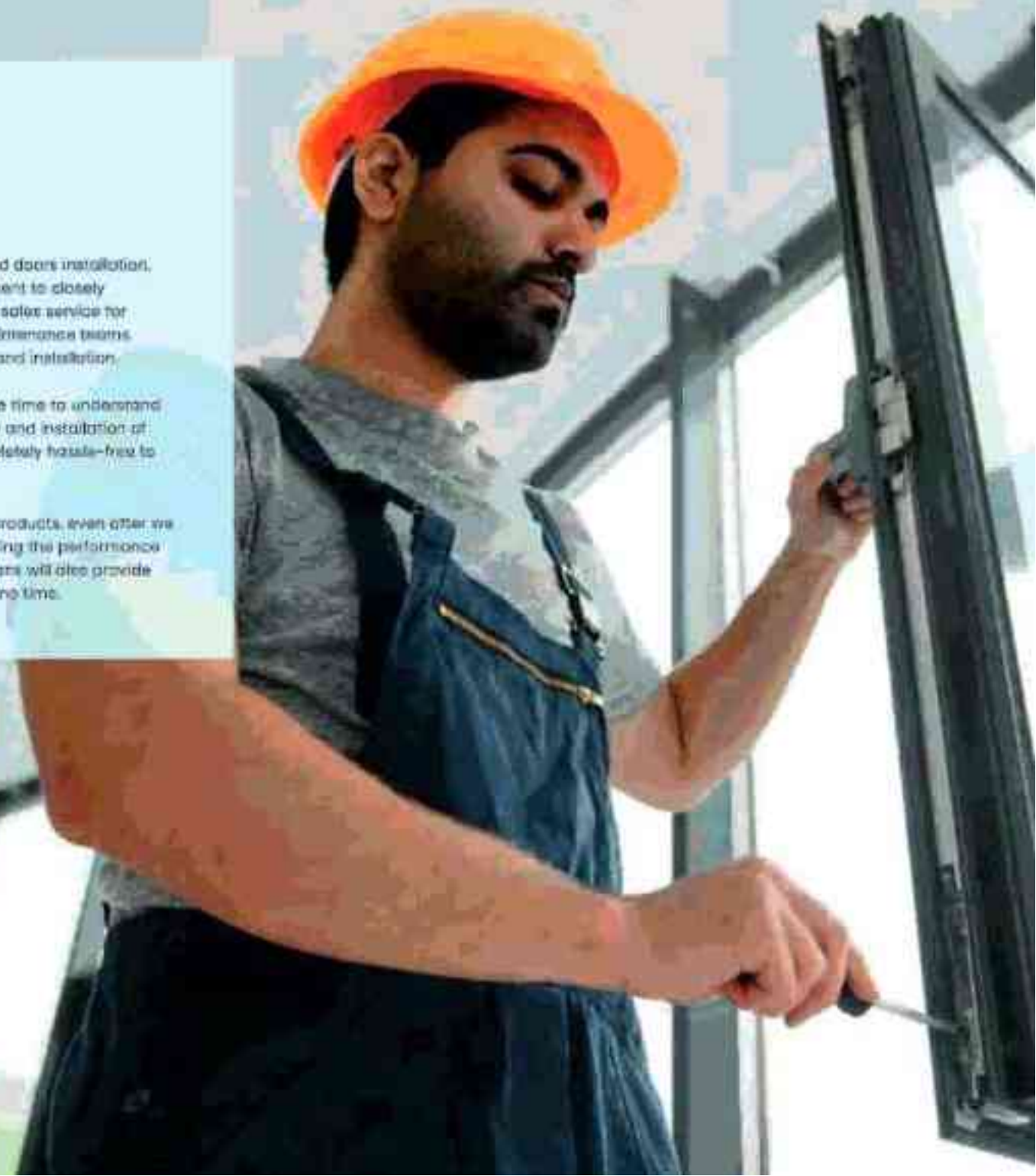


Service That is Second to None

Alteza offers the all-in-one service solution, including aluminium windows and doors installation. Alteza's drive to enhance its service support quality begins from its commitment to closely supervise the entire installation process and follow this up with efficient post sales service for windows and doors that are monitored for quality. Trained technical and maintenance teams are on-call and available 24/7 days a year for all services, including delivery and installation.

Professional Installation Our dedicated team of trained professionals take the time to understand your requirements and provide a unique solution for your needs. The delivery and installation of new aluminium doors and windows is always a smooth process that is completely hassle-free to the customer.

Hassle-Free Service We also keep a close check on the performance of our products, even after we install aluminium doors and windows. In case you have any concerns regarding the performance of our products, you can raise a request at any time and our expert technicians will also provide excellent post sales service for windows and doors and resolve your issue in no time.





10-Year, Two-Level Warranty

Alteza is committed to offering products of the best quality and high durability, and back it up with a two-level support of the highest standards. The post-sale 'service assurance offer' covers any functional issues to your windows and doors - everything is resolved FREE OF COST. There is no charge for our time nor for the service extended during the first 12 months of installation. The Alteza comprehensive product warranty plan is automatically activated immediately on purchase of any Alteza product. The warranty covers Alteza profiles and colors for 15 years on colour, and hardware products and all components of the window and doors for 5 years.

Notes

APARNA EXTERNA

Corporate Office:

Aparna Enterprises Ltd

8-2-293/82/A, 1214, Road No. 60, Jubilee Hills,
Hyderabad - 500 033, Telangana, India.

Tel: +91 40 23606245 & 23357761

Fax: +91 40 23606246

Helpline No: +91 91211 85404

Email: info@alteza.in

CIN: U28900TG2019PTC130572



Visit our website